

# CYPRES

Reliability

made in

Germany

## HANDLING CYPRES 2 QUICK GUIDE

221,000 units

144 million jumps

more than

5000 lives saved

none have failed to

**activate**

and cut through the loop

when the conditions were met  
to our current knowledge

# Quick Guide “Handling CYPRES 2”

**CYPRES**  
made in Germany  
**Reliability**



**click the button**

(a short press and release)



**press and hold down the button**

(keep the button pressed)

**HOLD down**



**release the button**



**LED flash**



**LED ON**



**LED OFF**



next indication / action



indication sequence ends with

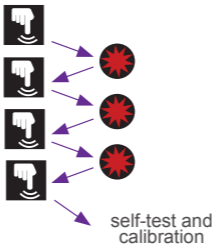


This Quick Guide does not replace the CYPRES 2 User's Guide nor releases the user from the obligation to comply with the contents of the CYPRES 2 User's Guide.

This Quick Guide does not replace the CYPRES 2 User's Guide nor releases the user from the obligation to comply with the contents of the CYPRES 2 User's Guide.



## switching ON



10

9

8

...

0

unit switched ON

# CYPRES

made in Germany

Reliability

## unit information



PRESS and

HOLD down



0<sup>v</sup>

00478

1. flight counter

78 145  
ser no

2. serial number

09 20  
next maint in

3. next maintenance date

F ft

4. scale feet or meter

R 0

5. user selected activation altitude

changeable  
MODE

Exp Stu Tan Spe

6. MODE



Exp Spe

6. MODE

Exp Spe

50 10

7. time duration for status change



0<sup>v</sup>



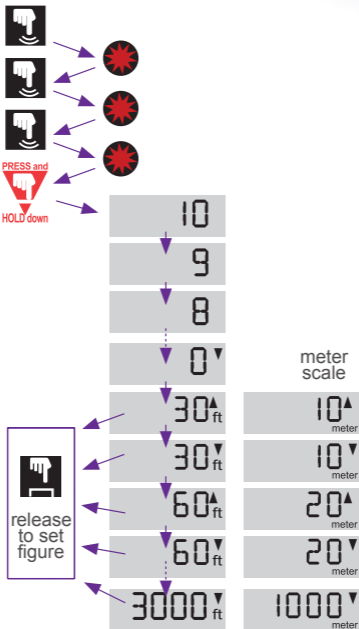
# CYPRES

made in

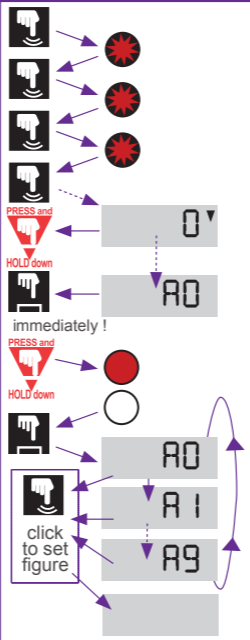
Germany

Reliability

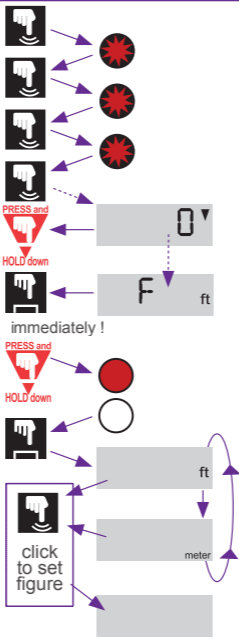
## Dropzone Offset



## set activation altitude



## changing the scale



## changing the MODE

